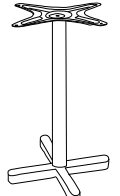
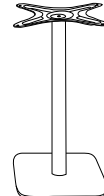
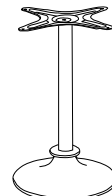
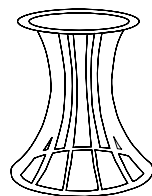



PAPATYA®

VEILEDENDE PRISLISTE

BORD/UNDERSTELL 2014/2015

2014-T-V2



Index

Fixed Tables

Wox iroko.....	05
Wox.....	06
Maxima.....	07
Opus.....	08
Idea.....	09
Slim.....	10
Onix Round.....	11
Trio.....	12
Trio Double.....	13

Table Bases

Kross.....	15
Lotus Square.....	18
Lotus Round.....	20
Lotus Ellipse.....	22
Modus.....	24
Punto.....	26
Spark.....	28
Gama.....	29
Oxo.....	30
Solid Compact Table Tops.....	32
Eco Range Solid Compact Table Tops	33
Polimer Laminate MDF core Table Tops	34
Laminate Chipboard tops with ABS edge	35
All top colours	36

SYMBOLS



Indicates the volume per package.



Indicates that the product is suitable for outdoor use.



Indicates that the product is not suitable for outdoor use. It's only recommended for indoor use.



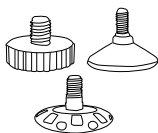
Indicates that the detailed information could be found on the given page.



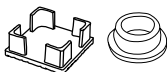
Indicates the number of pieces in the package.



Indicates the net weight of a single product.



Indicates that table base contains adjustable foot for the stability



Indicates that table frame has plastic foot inserts.



Indicates that the delivery time is different than the standard given delivery time. It should be checked before ordering

FIXED TABLES



Wooden leg finishes



■ Natural iroko with colour stabilized oil application

-Due to the nature of the iroko wood colour tone may differ

Metal Strap Finishes



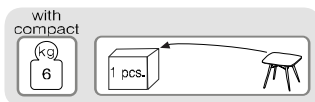
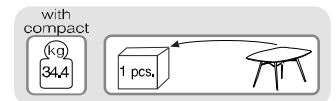
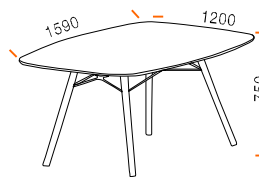
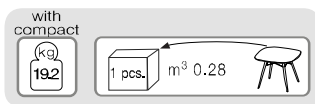
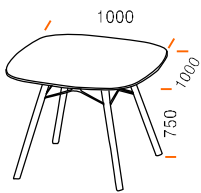
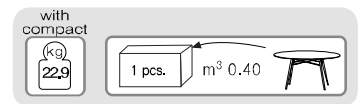
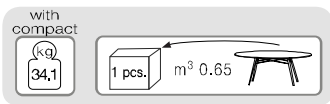
● Anthracite (mat)



•On request the strap could be produced in **White (mat) finish**. For non standards colours please check the prices and delivery time.



Natural iroko with lacquer



SOLID LAMINATE COMPACT TOP INCLUDED (12mm)

SIZES	FRAME FINISH	Veil.pris
1000x1000x750	Natural iroko with colour stabilized oil application	14 175,-
1200x1590x750	Natural iroko with colour stabilized oil application	20 000,-
ø1200 x h 750	Natural iroko with colour stabilized oil application	14 400,-
1200x2000x750 (ellipse)	Natural iroko with colour stabilized oil application	23 850,-
500x500x450	Natural iroko with colour stabilized oil application	3900,-

SOLID LAMINATE COMPACT TOP COLOURS

ref.83 White	1049 W.g.nero	ref.3167 Chalky oak	ref.5054 Bot. Ivory
ref.77 Black	ref.3120 Rustika	ref.5101 Chement	ref.5056 Bot. Brown
ref. 73 Wenge			

solid laminate compact top colours on page 36

• Except white, other colours are recommended only in shaded areas.

*Dimensions are in mm.

www.papatya.com.tr



Wooden leg finishes

 Naturel beech wood 

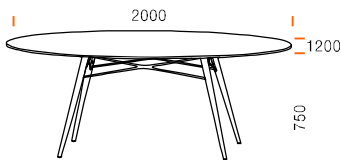
 Wenge lacquered beech wood 




Metal Strap Finishes

 Anthracite (mat) 




•On request the strap could be produced in **White (mat) finish**. For non standard colours please check the prices and delivery time.

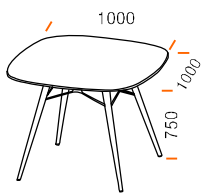
•On request the wooden leg finish could be produced in **White or Black finish**. For non standard colours please check the delivery time.






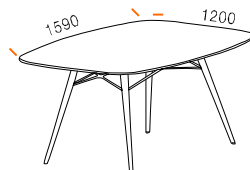
with compact  34.1  1 pcs. m³ 0,65 






with compact  22.9  1 pcs. m³ 0,40 






with compact  19.2  1 pcs. m³ 0,28 



with compact  34.4  1 pcs. 



with compact  6  1 pcs. 

SOLID LAMINATE COMPACT TOP INCLUDED (12mm)

SIZES	FRAME FINISH	Veil.pris
1000x1000x750	wooden leg (beech / wenge)	11 900,-
1200x1590x750	wooden leg (beech / wenge)	17 700,-
ø1200 x h 750	wooden leg (beech / wenge)	12 150,-
1200x2000x750 (ellipse)	wooden leg (beech / wenge)	21 600,-
500x500x450	wooden leg (beech / wenge)	2976,-


SOLID LAMINATE COMPACT TOP COLOURS

- ref.83 White 1049 W.g.nero ref.3167 Chalky oak ref.5054 Bot. Ivory
- ref.77 Black ref.3120 Rustika ref.5101 Chement ref.5056 Bot. Brown
- ref. 73 Wenge

 solid laminate compact top colours on page 36 •Except white, other colours are recommended only in shaded areas.

*Dimensions are in mm.

MAXIMA



chrome plated

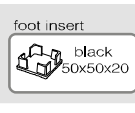
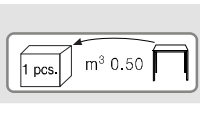
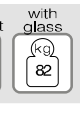
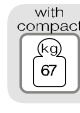
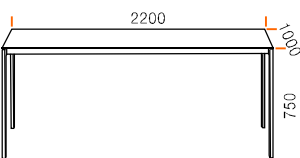
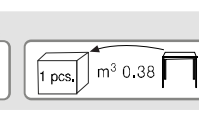
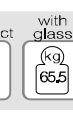
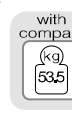
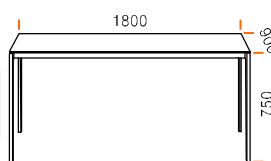
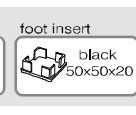
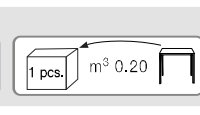
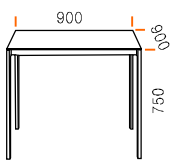


powder coated

strengthened against rusting and scratches with cataphoresis application.

black anthracite white

DIMENSIONS



SOLID LAMINATE COMPACT TOP INCLUDED (12mm)

*GLASS TOP INCLUDED (10mm) CLEAR SMOKE BLACK/WHITE

SIZES	FRAME FINISH	Veil.pris	Veil.pris	Veil.pris	Veil.pris
900x900x750	50x50 powder coated (mat) white-black-anthracite	8100,-	8600,-	9000,-	9400,-
	*50x50 chrome plated	9600,-	10 200,-	10 600,-	11 000,-
900x1800x750	50x50 powder coated (mat) white-black-anthracite	12 150,-	13 200,-	13 900,-	14 600,-
	*50x50 chrome plated	14 170,-	15 200,-	15 900,-	16 700,-
1000x2200x750	50x50 powder coated (mat) white-black-anthracite	19 300,-	19 800,-	20 700,-	21 700,-
	*50x50 chrome plated	21 600,-	22 100,-	23 000,-	24 000,-

SOLID LAMINATE COMPACT TOP COLOURS

ref.83 White ref.77 Black ref. 73 Wenge

• Except white, other colours are recommended only in shaded areas.

solid laminate compact top colours on page 36

*GLASS TOP COLOURS

ref. 37 Clear ref. 38 Smoke ref. 42 Solid Black
ref. 43 Solid White

glass table top colours on page 36

* Delivery time is different for the indicated products. Please check before ordering.

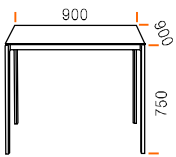
*Dimensions are in mm.

www.papatya.com.tr

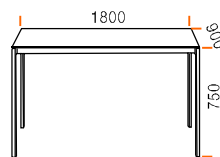


satin anodized aluminium

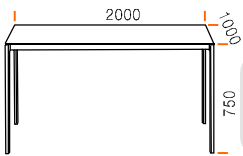
DIMENSIONS



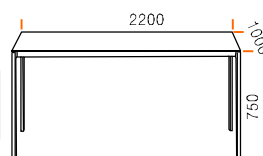
with mdf (kg) 19,5 with compact (kg) 23 1 pcs. m³ 0,15 foot insert grey 50x50x20



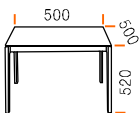
with mdf (kg) 33 with compact (kg) 39 1 pcs. m³ 0,19 foot insert grey 50x50x20



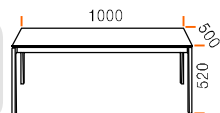
with mdf (kg) 38,5 with compact (kg) 46 1 pcs. m³ 0,23 foot insert grey 50x50x20



with mdf (kg) 41,5 with compact (kg) 50 1 pcs. m³ 0,25 foot insert grey 50x50x20



with mdf (kg) 10,5 with compact (kg) 11 1 pcs. m³ 0,045 foot insert grey 50x50x20



with mdf (kg) 14 with compact (kg) 16 1 pcs. m³ 0,066 foot insert grey 50x50x20

POLYMER LAMINATE MDF CORE TOP INCLUDED (18mm)

SIZES	FRAME FINISH	Veil.pris
900x900x750	50x50 satin anodized alum.	7030,-
900x1800x750	50x50 satin anodized alum.	9860,-
1000x2000x750	50x50 satin anodized alum.	11 800,-
1000x2200x750	50x50 satin anodized alum.	13 400,-
500x500x520	50x50 satin anodized alum.	4400,-
500x1000x520	50x50 satin anodized alum.	5800,-

SOLID LAMINATE COMPACT TOP INCLUDED (12mm)

SIZES	FRAME FINISH	Veil.pris
900x900x750	50x50 satin anodized alum.	8700,-
900x1800x750	50x50 satin anodized alum.	13 500,-
1000x2000x750	50x50 satin anodized alum.	17 600,-
1000x2200x750	50x50 satin anodized alum.	21 700,-
500x500x520	50x50 satin anodized alum.	4960,-
500x1000x520	50x50 satin anodized alum.	7030,-

POLYMER LAMINATE MDF TOP COLOURS

ref. 74 Gold	ref. 76 Yellow	ref. 77 Black
ref. 79 Pear	ref. 81 Cream	ref. 83 White
ref. 84 Grey	ref. 86 D. Walnut	ref. 87 Maple
ref. 89 Wenge	ref. 90 Claret	ref. 91 Orange
ref. 93 Walnut	ref. 96 Cherry	ref. 99 D.Cherry

SOLID LAMINATE COMPACT TOP COLOURS

ref.83 White ref.77 Black ref. 73 Wenge

•Except white, other colours are recommended only in shaded areas.



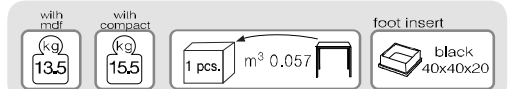
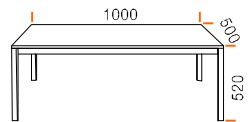
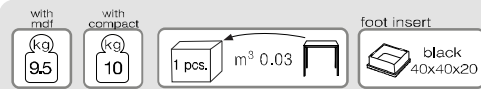
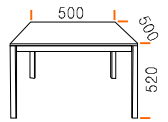
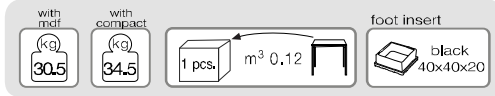
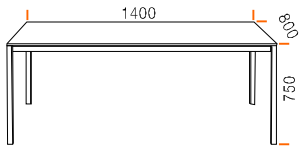
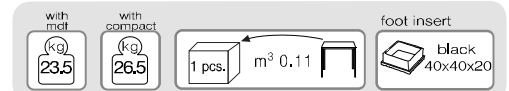
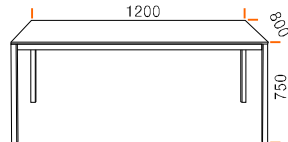
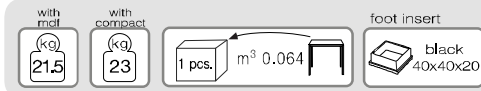
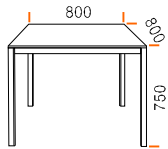
solid laminate compact top colours on page 36

polymer laminate mdf core top colours on page 36

IDEA



DIMENSIONS



POLYMER LAMINATE MDF CORE TOP INCLUDED (18mm)

SIZES	FRAME FINISH	Veil.pris
800x800x750	40x40 silver metallic	3700,-
	40x40 chrome plated	5180,-
800x1200x750	40x40 silver metallic	5320,-
	40x40 chrome plated	6760,-
800x1400x750	40x40 silver metallic	4900,-
	40x40 chrome plated	6900,-
500x500x520	40x40 silver metallic	2080,-
	40x40 chrome plated	3020,-
500x1000x520	40x40 silver metallic	2750,-
	40x40 chrome plated	3960,-

SOLID LAMINATE COMPACT TOP INCLUDED (12mm)

SIZES	FRAME FINISH	Veil.pris
800x800x750	40x40 silver metallic	5000,-
	40x40 chrome plated	6400,-
800x1200x750	40x40 silver metallic	6840,-
	40x40 chrome plated	8200,-
800x1400x750	40x40 silver metallic	6500,-
	40x40 chrome plated	8500,-
500x500x520	40x40 silver metallic	2380,-
	40x40 chrome plated	3340,-
500x1000x520	40x40 silver metallic	3380,-
	40x40 chrome plated	4590,-

POLYMER LAMINATE MDF TOP COLOURS

ref. 74 Gold	ref. 76 Yellow	ref. 77 Black
ref. 79 Pear	ref. 81 Cream	ref. 83 White
ref. 84 Grey	ref. 86 D. Walnut	ref. 87 Maple
ref. 89 Wenge	ref. 90 Claret	ref. 91 Orange
ref. 93 Walnut	ref. 96 Cherry	ref. 99 D.Cherry

polymer laminate mdf core top colours on page 36

SOLID LAMINATE COMPACT TOP COLOURS

ref.83 White ref.77 Black ref. 73 Wenge

solid laminate compact top colours on page 36

SLIM

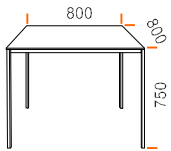


 chrome plated

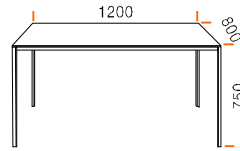
 powder coated
strengthened against rusting
and scratches with cathoresis
application.

 black
 anthracite
 white

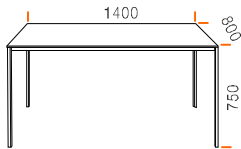
DIMENSIONS



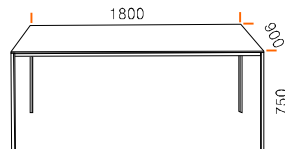
with mdf (21.5) with compact (24) with glass (29) 1 pcs. m³ 0,072 foot insert black ø25



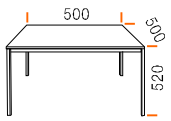
with mdf (27.5) with compact (30) with glass (38) 1 pcs. m³ 0,11 foot insert black ø25



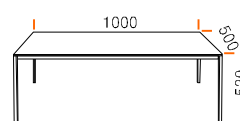
with mdf (30.5) with compact (33.5) with glass (43) 1 pcs. m³ 0,12 foot insert black ø25



with mdf (38) with compact (44) with glass (56) 1 pcs. m³ 0,11 foot insert black ø25



with mdf (12) with compact (13) with glass (15) 1 pcs. m³ 0,03 foot insert black ø25



with mdf (17) with compact (19) with glass (23) 1 pcs. m³ 0,057 foot insert black ø25

**POLYMER LAMINATE MDF
CORE TOP INCLUDED
(18mm)**

**SOLID LAMINATE
COMPACT TOP INCLUDED
(12mm)**

***GLASS TOP INCLUDED
(10mm)**

CLEAR


SMOKE

BLACK/WHITE

SIZES	FRAME FINISH	Veil.pris	Veil.pris	Veil.pris	Veil.pris	Veil.pris
800x800x750	30x30 powder coated (mat) white-black-anthracite	5180,-	6430,-	8200,-	8400,-	8750,-
	30x30 chrome plated	6480,-	7750,-	9400,-	9700,-	10 000,-
800x1200x750	30x30 powder coated (mat) white-black-anthracite	6030,-	7500,-	9780,-	10 800,-	10 600,-
	30x30 chrome plated	7650,-	10 200,-	11 400,-	11 800,-	12 200,-
800x1400x750	30x30 powder coated (mat) white-black-anthracite	6350,-	7900,-	11 000,-	11 500,-	12 100,-
	30x30 chrome plated	8200,-	9800,-	12 900,-	13 400,-	13 900,-
900x1800x750	30x30 powder coated (mat) white-black-anthracite	9000,-	10 700,-	14 200,-	14 900,-	15 700,-
	30x30 chrome plated	11 500,-	13 200,-	16 700,-	17 400,-	18 100,-
500x500x520	30x30 powder coated (mat) white-black-anthracite	3780,-	4290,-	5700,-	5900,-	5990,-
	30x30 chrome plated	4690,-	5180,-	6600,-	6800,-	6880,-
500x1000x520	30x30 powder coated (mat) white-black-anthracite	4500,-	5140,-	6700,-	6900,-	7200,-
	30x30 chrome plated	5600,-	6350,-	7900,-	8200,-	8400,-

POLYMER LAMINATE MDF TOP COLOURS

ref. 74 Gold	ref. 76 Yellow	ref. 77 Black
ref. 79 Pear	ref. 81 Cream	ref. 83 White
ref. 84 Grey	ref. 86 D. Walnut	ref. 87 Maple
ref. 89 Wenge	ref. 90 Claret	ref. 91 Orange
ref. 93 Walnut	ref. 96 Cherry	ref. 99 D.Cherry

 polymer laminate mdf core top colours on page 36

SOLID LAMINATE COMPACT TOP COLOURS

ref.83 White ref.77 Black ref. 73 Wenge

•Except white, other colours are recommended only in shaded areas.

 solid laminate compact top colours on page 36

*GLASS TOP COLOURS

ref. 37 Clear ref. 38 Smoke
ref. 42 Solid Black ref. 43 Solid White

 glass top colours on page 36

* Delivery time is different for the indicated products.
Please check before ordering.

*Dimensions are in mm.

www.papatya.com.tr

ONIX ROUND



chrome plated



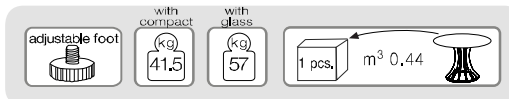
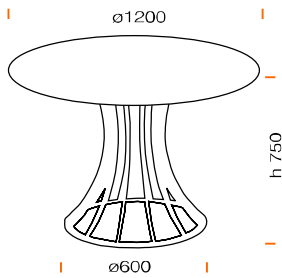
powder coated

strengthened against rusting and scratches with cathoresis application.




 black anthracite white

DIMENSIONS



SOLID LAMINATE COMPACT TOP INCLUDED (12mm)

*GLASS TOP INCLUDED (10mm) CLEAR

SMOKE

BLACK/WHITE

SIZES	FRAME FINISH	Veil.pris	Veil.pris	Veil.pris	Veil.pris
ø1200 x h 750	Powder coated (mat) white-black-anthracite	12 800,-	13 700,-	14 300,-	14 900,-
	Chrome plated	16 200,-	17 100,-	17 600,-	18 300,-

SOLID LAMINATE COMPACT TOP COLOURS

ref.83 White 1049 W.g.nero ref.3167 Chalky oak ref.5054 Bot. Ivory
 ref.77 Black ref.3120 Rustika ref.5101 Chement ref.5056 Bot. Brown
 ref. 73 Wenge

• Except white, other colours are recommended only in shaded areas.

 solid laminate compact top colours on page 36

*GLASS TABLE TOP COLOURS

ref. 37 Clear ref. 38 Smoke
 ref. 42 Solid Black ref. 43 Solid White

 glass top colours on page 36

★ Delivery time is different for the indicated products. Please check before ordering.

*Dimensions are in mm.

www.papatya.com.tr

TRIO



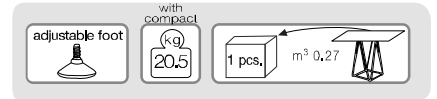
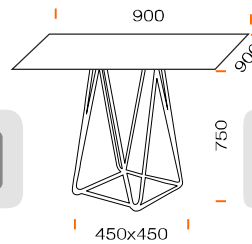
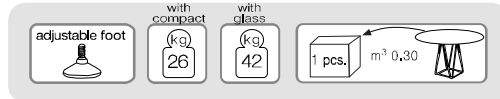
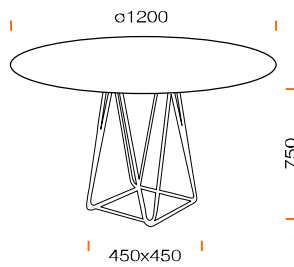
 chrome plated

 powder coated

strengthened against rusting and scratches with cathoresis application.

 black  anthracite  white

DIMENSIONS



SOLID LAMINATE COMPACT TOP INCLUDED (12mm)

*GLASS TOP INCLUDED (10mm)

SIZES	FRAME FINISH	CLEAR		SMOKE	BLACK/WHITE
		Veil.pris	Veil.pris	Veil.pris	Veil.pris
ø1200x h 750	Powder coated (mat) white-black-anthracite	7200,-	8600,-	9200,-	9900,-
	chrome plated	7700,-	9090,-	9600,-	10 300,-
900x900x750	Powder coated (mat) white-black-anthracite	5400,-	—	—	—
	chrome plated	5900,-	—	—	—

SOLID LAMINATE COMPACT TOP COLOURS

ref.83 White ref.77 Black ref. 73 Wenge

◆ Except white, other colours are recommended only in shaded areas.

 solid laminate compact top colours on page 36

*GLASS TABLE TOP COLOURS

ref. 37 Clear ref. 38 Smoke
ref. 42 Solid Black ref. 43 Solid White

 glass top colours on page 36

★ Delivery time is different for the indicated products. Please check before ordering.

TRIO DOUBLE



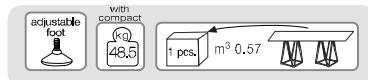
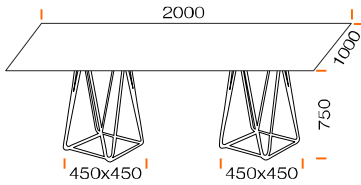
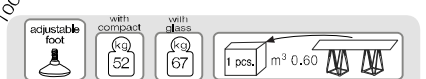
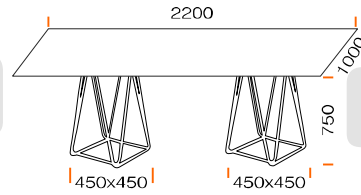
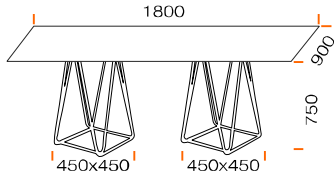
 chrome plated

 powder coated

strengthened against rusting and scratches with cathaphoresis application.

  
black anthracite white

DIMENSIONS



**SOLID LAMINATE
COMPACT TOP INCLUDED
(12mm)**

***GLASS TOP INCLUDED
(10mm)
CLEAR**

SMOKE

BLACK/WHITE

SIZES	FRAME FINISH	Veil.pris	Veil.pris	Veil.pris	Veil.pris
900x1800x750	Powder coated (mat) white-black-anthracite	11 800,-	—	—	—
	Chrome plated	11 800,-	—	—	—
1000x2000x750	Powder coated (mat) white-black-anthracite	14 700,-	—	—	—
	Chrome plated	15 600,-	—	—	—
1000x2200x750	Powder coated (mat) white-black-anthracite	15 400,-	15 900,-	16 900,-	17 900,-
	Chrome plated	16 300,-	16 800,-	17 800,-	18 800,-

SOLID LAMINATE COMPACT TOP COLOURS

ref.83 White ref.77 Black ref. 73 Wenge

•Except white, other colours are recommended only in shaded areas.

 solid laminate compact top colours on page 36

*GLASS TABLE TOP COLOURS

ref. 37 Clear ref. 38 Smoke
ref. 42 Solid Black ref. 43 Solid White

 glass top colours on page 36

* Delivery time is different for the indicated products. Please check before ordering.

*Dimensions are in mm.

www.papatya.com.tr

TABLE BASES


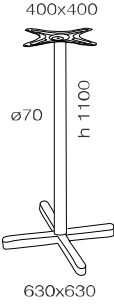





KROSS


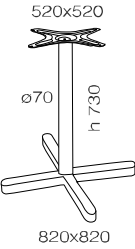







PRODUCT NAME / IMAGE	DIMENSIONS	APPLICABLE TABLE TOPS (MAXIMUM RECOMENDED SIZES)	BASE FINISH	Veil. pris.
KROSS 480x480 TABLE BASE 		 max.700x700 max.700 Table top options starting from page 32	Powder Coated(mat) strengthened against rusting and scratches with cataphoresis application. black anthracite white 	1450,-
KROSS 480x480 SIDE TABLE BASE 		 max.700x700 max.700 Table top options starting from page 32	Powder Coated(mat) strengthened against rusting and scratches with cataphoresis application. black anthracite white 	1450,-
KROSS 630x630 TABLE BASE 		 max.800x800 max.800 Table top options starting from page 32	Powder Coated(mat) strengthened against rusting and scratches with cataphoresis application. black anthracite white 	1760,-


*Dimensions are in mm.

KROSS

PRODUCT NAME / IMAGE	DIMENSIONS	APPLICABLE TABLE TOPS (MAXIMUM RECOMMENDED SIZES)	BASE FINISH	Veil. pris.
KROSS 630x630 BAR TABLE BASE 		 max.700x700 max.700  Table top options starting from page 32	 Powder Coated(mat) strengthened against rusting and scratches with cataphoresis application.  black anthracite white	2020,-
				

PRODUCT NAME / IMAGE	DIMENSIONS	APPLICABLE TABLE TOPS (MAXIMUM RECOMMENDED SIZES)	BASE FINISH	Veil. pris.
KROSS 820x820 TABLE BASE 		 max.900x900 max.1000  Table top options starting from page 32	 Powder Coated(mat) strengthened against rusting and scratches with cataphoresis application.  black anthracite white	2700,-
				

KROSS II



PRODUCT NAME / IMAGE

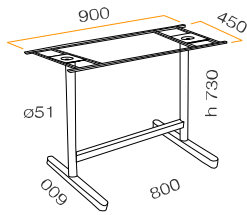
DIMENSIONS

APPLICABLE TABLE TOPS
(MAXIMUM RECOMMENDED SIZES)

BASE FINISH

Veil. pris.

KROSS II
600x800 TABLE BASE



max.800x1400

Table top options
starting from page 32



Powder Coated(mat)
*strengthened against rusting
and scratches with cataphoresis
application.*

black anthracite white

2700,-

adjustable foot



11




1 pcs.


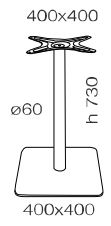






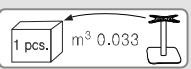








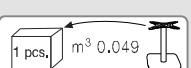

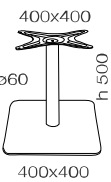






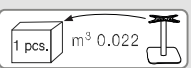


m³ 0.035




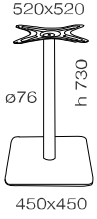





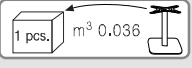

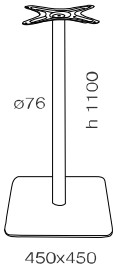





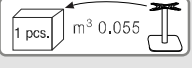

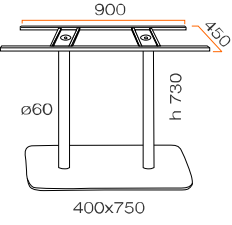





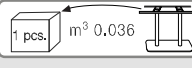

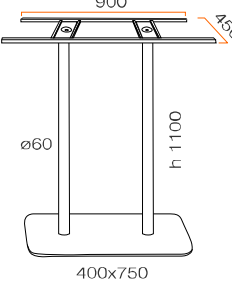






LOTUS SQUARE



PRODUCT NAME / IMAGE	DIMENSIONS	APPLICABLE TABLE TOPS (MAXIMUM RECOMMENDED SIZES)	BASE FINISH	Veil. pris.
LOTUS SQUARE 400x400 TABLE BASE 	 <p>400x400 ø60 h 730 400x400</p>	 <p>max. 700x700 max. 800</p> <p> Table top options starting from page 32</p>	 Powder Coated(mat) strengthened against rusting and scratches with cataphoresis application.  <p>black anthracite white</p> <div style="border: 1px solid gray; padding: 5px; display: flex; gap: 10px;"> <div> adjustable foot</div> <div> (kg) 13.5</div> <div> 1 pcs. m³ 0.033</div> </div>	1900,-
LOTUS SQUARE 400x400 BAR TABLE BASE 	 <p>400x400 ø60 h 1100 400x400</p>	 <p>max. 600x600 max. 600</p> <p> Table top options starting from page 32</p>	 Powder Coated(mat) strengthened against rusting and scratches with cataphoresis application.  <p>black anthracite white</p> <div style="border: 1px solid gray; padding: 5px; display: flex; gap: 10px;"> <div> adjustable foot</div> <div> (kg) 14.5</div> <div> 1 pcs. m³ 0.049</div> </div>	2200,-
LOTUS SQUARE 400x400 SIDE TABLE BASE 	 <p>400x400 ø60 h 500 400x400</p>	 <p>max. 700x700 max. 800</p> <p> Table top options starting from page 32</p>	 Powder Coated(mat) strengthened against rusting and scratches with cataphoresis application.  <p>black anthracite white</p> <div style="border: 1px solid gray; padding: 5px; display: flex; gap: 10px;"> <div> adjustable foot</div> <div> (kg) 12.5</div> <div> 1 pcs. m³ 0.022</div> </div>	1900,-

*Dimensions are in mm.

LOTUS SQUARE


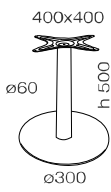










PRODUCT NAME / IMAGE	DIMENSIONS	APPLICABLE TABLE TOPS (MAXIMUM RECOMMENDED SIZES)	BASE FINISH	Veil. pris.
LOTUS SQUARE 450x450 TABLE BASE 		 max.800x800 max.900  Table top options starting from page 32	 Powder Coated(mat) strengthened against rusting and scratches with cataphoresis application. black anthracite white   17 	2530,-
LOTUS SQUARE 450x450 BAR TABLE BASE 		 max.700x700 max.700  Table top options starting from page 32	 Powder Coated(mat) strengthened against rusting and scratches with cataphoresis application. black anthracite white   17,5 	2790,-
LOTUS SQUARE 400x750 TABLE BASE 		 max.800x1400  Table top options starting from page 32	 Powder Coated(mat) strengthened against rusting and scratches with cataphoresis application. black anthracite white   26,5 	4190,-
LOTUS SQUARE 400x750 BAR TABLE BASE 		 max.700x1100  Table top options starting from page 32	 Powder Coated(mat) strengthened against rusting and scratches with cataphoresis application. black anthracite white   28 	4730,-


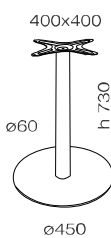









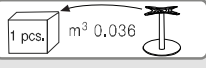
*Dimensions are in mm.


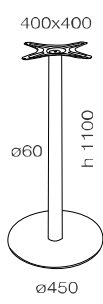










www.papatya.com.tr

LOTUS ROUND



PRODUCT NAME / IMAGE	DIMENSIONS	APPLICABLE TABLE TOPS (MAXIMUM RECOMMENDED SIZES)	BASE FINISH	Veil. pris.
LOTUS ROUND ø300 SIDE TABLE BASE 		 max.700x700  max.700  Table top options starting from page 32	 Powder Coated(mat) strengthened against rusting and scratches with cataphoresis application.  black  anthracite  white	1580,-
 adjustable foot  7  1 pcs, m ³ 0,012				


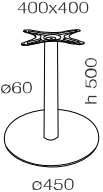









PRODUCT NAME / IMAGE	DIMENSIONS	APPLICABLE TABLE TOPS (MAXIMUM RECOMMENDED SIZES)	BASE FINISH	Veil. pris.
LOTUS ROUND ø450 TABLE BASE 		 max.800x800  max.900  Table top options starting from page 32	 Powder Coated(mat) strengthened against rusting and scratches with cataphoresis application.  black  anthracite  white	2020,-
 adjustable foot  13  1 pcs, m ³ 0,036				


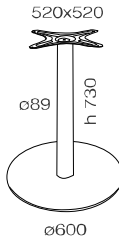









PRODUCT NAME / IMAGE	DIMENSIONS	APPLICABLE TABLE TOPS (MAXIMUM RECOMMENDED SIZES)	BASE FINISH	Veil. pris.
LOTUS ROUND ø450 BAR TABLE BASE 		 max.700x700  max.700  Table top options starting from page 32	 Powder Coated(mat) strengthened against rusting and scratches with cataphoresis application.  black  anthracite  white	2030,-
 adjustable foot  14  1 pcs, m ³ 0,055				

*Dimensions are in mm.

www.papatya.com.tr


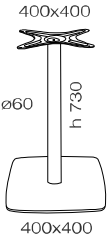




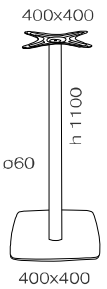




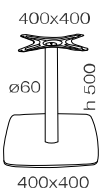



LOTUS ROUND

PRODUCT NAME / IMAGE	DIMENSIONS	APPLICABLE TABLE TOPS (MAXIMUM RECOMMENDED SIZES)	BASE FINISH	Veil. pris.
<p>LOTUS ROUND ø450 SIDE TABLE BASE</p> 		 <p>max.800x800 max.900</p> <p> Table top options starting from page 32</p>	<p> Powder Coated(mat) <i>strengthened against rusting and scratches with cataphoresis application.</i></p> <p> black  anthracite  white</p> <div data-bbox="885 459 1332 560">    </div>	<p>2020,-</p>

PRODUCT NAME / IMAGE	DIMENSIONS	APPLICABLE TABLE TOPS (MAXIMUM RECOMMENDED SIZES)	BASE FINISH	Veil. pris.
<p>LOTUS ROUND ø600 TABLE BASE</p> 		 <p>max.900x900 max.1200</p> <p> Table top options starting from page 32</p>	<p> Powder Coated(mat) <i>strengthened against rusting and scratches with cataphoresis application.</i></p> <p> black  anthracite  white</p> <div data-bbox="933 952 1380 1052">    </div>	<p>3000,-</p>


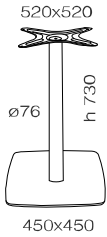









LOTUS ELLIPSE


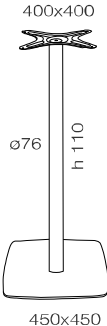











PRODUCT NAME / IMAGE	DIMENSIONS	APPLICABLE TABLE TOPS (MAXIMUM RECOMMENDED SIZES)	BASE FINISH	Veil. pris.
LOTUS ELLIPSE 400x400 TABLE BASE 		 max.700x700 max.800  Table top options starting from page 32	 Powder Coated(mat) strengthened against rusting and scratches with cataphoresis application. black anthracite white	1900,-
LOTUS ELLIPSE 400x400 BAR TABLE BASE 		 max.600x600 max.600  Table top options starting from page 32	 Powder Coated(mat) strengthened against rusting and scratches with cataphoresis application. black anthracite white	2200,-
LOTUS ELLIPSE 400x400 SIDE TABLE BASE 		 max.700x700 max.800  Table top options starting from page 32	 Powder Coated(mat) strengthened against rusting and scratches with cataphoresis application. black anthracite white	1900,-

*Dimensions are in mm.

LOTUS ELLIPSE


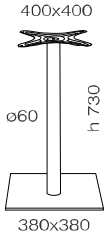











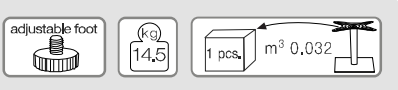
PRODUCT NAME / IMAGE	DIMENSIONS	APPLICABLE TABLE TOPS (MAXIMUM RECOMMENDED SIZES)	BASE FINISH	Veil. pris.
<p>LOTUS ELLIPSE 450x450 TABLE BASE</p> 		 <p>max.800x800 max.900</p> <p> Table top options starting from page 32</p>	<p> Powder Coated(mat) strengthened against rusting and scratches with cataphoresis application.</p> <p>  black  anthracite  white </p> <div style="border: 1px solid gray; padding: 5px; display: flex; justify-content: space-around; align-items: center;"> <div data-bbox="917 470 1029 548">adjustable foot </div> <div data-bbox="1037 470 1101 548"> 17</div> <div data-bbox="1109 470 1332 548">1 pcs. m³ 0.036 </div> </div>	2530,-


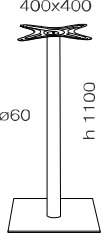











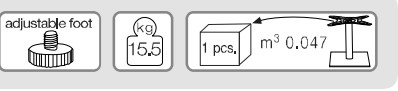
PRODUCT NAME / IMAGE	DIMENSIONS	APPLICABLE TABLE TOPS (MAXIMUM RECOMMENDED SIZES)	BASE FINISH	Veil. pris.
<p>LOTUS ELLIPSE 450x450 BAR TABLE BASE</p> 		 <p>max.700x700 max.700</p> <p> Table top options starting from page 32</p>	<p> Powder Coated(mat) strengthened against rusting and scratches with cataphoresis application.</p> <p>  black  anthracite  white </p> <div style="border: 1px solid gray; padding: 5px; display: flex; justify-content: space-around; align-items: center;"> <div data-bbox="917 940 1029 1019">adjustable foot </div> <div data-bbox="1037 940 1101 1019"> 17.5</div> <div data-bbox="1109 940 1332 1019">1 pcs. m³ 0.055 </div> </div>	2790,-


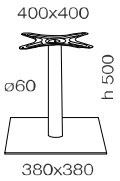











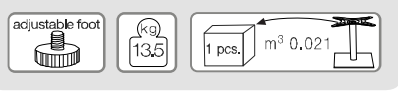
*Dimensions are in mm.

MODUS




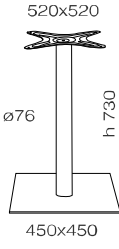










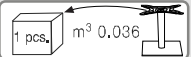

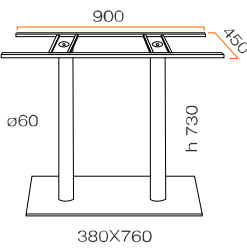







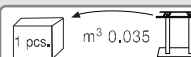

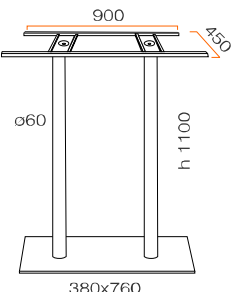







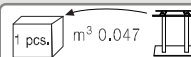

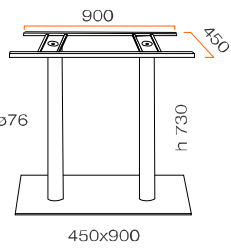







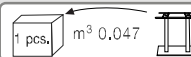
PRODUCT NAME / IMAGE	DIMENSIONS	APPLICABLE TABLE TOPS (MAXIMUM RECOMMENDED SIZES)	BASE FINISH	Veil. pris.
MODUS 380X380 TABLE BASE 		 max. 700x700 max. 800  Table top options starting from page 32	  Brushed Stainless  Brushed Stainless 2430,-	
			  Chrome Plated  Brushed Stainless 2300,-	
			  Silver Metallic  Brushed Stainless 2160,-	
				

PRODUCT NAME / IMAGE	DIMENSIONS	APPLICABLE TABLE TOPS (MAXIMUM RECOMMENDED SIZES)	BASE FINISH	Veil. pris.
MODUS 380X380 BAR TABLE BASE 		 max. 700x700 max. 700  Table top options starting from page 32	  Brushed Stainless  Brushed Stainless 2830,-	
			  Chrome Plated  Brushed Stainless 2570,-	
			  Silver Metallic  Brushed Stainless 2340,-	
				

PRODUCT NAME / IMAGE	DIMENSIONS	APPLICABLE TABLE TOPS (MAXIMUM RECOMMENDED SIZES)	BASE FINISH	Veil. pris.
MODUS 380X380 SIDE TABLE BASE 		 max. 700x700 max. 800  Table top options starting from page 32	  Brushed Stainless  Brushed Stainless 2430,-	
			  Chrome Plated  Brushed Stainless 2300,-	
			  Silver Metallic  Brushed Stainless 2160,-	
				

*Dimensions are in mm.

MODUS


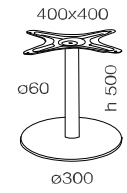











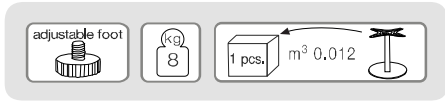
PRODUCT NAME / IMAGE	DIMENSIONS	APPLICABLE TABLE TOPS (MAXIMUM RECOMMENDED SIZES)	BASE FINISH	Veil. pris.
MODUS 450x450 TABLE BASE 		 max.900x900 max.1000  Table top options starting from page 32	 Brushed Stainless  Chrome Plated  Silver Metalic	 Brushed Stainless 3300,-  Brushed Stainless 3000,-  Brushed Stainless 2900,-
  	MODUS II 380x760 TABLE BASE 		 max.700x1100  Table top options starting from page 32	 Brushed Stainless 4690,-  Chrome Plated 4200,-  Silver Metalic 4150,-
  	MODUS II 380x760 BAR TABLE BASE 		 max.700x1100  Table top options starting from page 32	 Brushed Stainless 5500,-  Chrome Plated 4780,-  Silver Metalic 4500,-
  	MODUS II 450x900 TABLE BASE 		 max.800x1400  Table top options starting from page 32	 Brushed Stainless 5500,-  Chrome Plated 5000,-  Silver Metalic 4800,-
  				


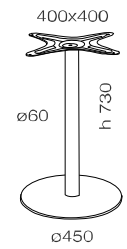












*Dimensions are in mm.


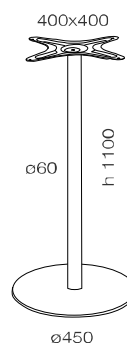












www.papatya.com.tr

PUNTO




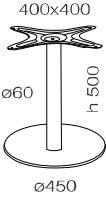







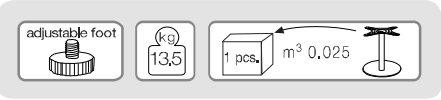
PRODUCT NAME / IMAGE	DIMENSIONS	APPLICABLE TABLE TOPS (MAXIMUM RECOMMENDED SIZES)	BASE FINISH	Veil. pris.
PUNTO ø300 SIDE TABLE BASE 		 max.700x700 max.700  Table top options starting from page 32	  Brushed Stainless  Brushed Stainless 2160,-	
			  Chrome Plated  Brushed Stainless 2080,-   Silver Metalic  Brushed Stainless 2020,-	
				


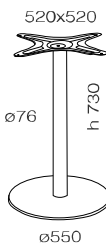








PRODUCT NAME / IMAGE	DIMENSIONS	APPLICABLE TABLE TOPS (MAXIMUM RECOMMENDED SIZES)	BASE FINISH	Veil. pris.
PUNTO ø450 TABLE BASE 		 max.800x800 max.900  Table top options starting from page 32	  Brushed Stainless  Brushed Stainless 2670,-	
			  Chrome Plated  Brushed Stainless 2490,-   Silver Metalic  Brushed Stainless 2430,-	
				

PRODUCT NAME / IMAGE	DIMENSIONS	APPLICABLE TABLE TOPS (MAXIMUM RECOMMENDED SIZES)	BASE FINISH	Veil. pris.
PUNTO ø450 BAR TABLE BASE 		 max.700x700 max.700  Table top options starting from page 32	  Brushed Stainless  Brushed Stainless 3000,-	
			  Chrome Plated  Brushed Stainless 2750,-   Silver Metalic  Brushed Stainless 2600,-	
				

*Dimensions are in mm.


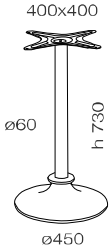






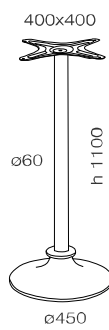






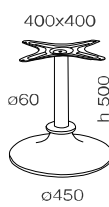





PUNTO

PRODUCT NAME / IMAGE	DIMENSIONS	APPLICABLE TABLE TOPS (MAXIMUM RECOMMENDED SIZES)	BASE FINISH	Veil. pris.
PUNTO ø450 SIDE TABLE BASE 	 400x400 ø60 h 500 ø450	 max.700x700 max.800 Table top options starting from page 32	 Brushed Stainless	 Brushed Stainless 2670,-
			 Chrome Plated	 Brushed Stainless 2490,-
			 Silver Metallic	 Brushed Stainless 2430,-
 adjustable foot 13,5 1 pcs. m ³ 0,025				

PRODUCT NAME / IMAGE	DIMENSIONS	APPLICABLE TABLE TOPS (MAXIMUM RECOMMENDED SIZES)	BASE FINISH	Veil. pris.
PUNTO ø650 TABLE BASE 	 520x520 ø76 h 730 ø550	 max.900x900 max.1100 Table top options starting from page 32	 Brushed Stainless	 Brushed Stainless 3560,-
			 Chrome Plated	 Brushed Stainless 3300,-
			 Silver Metallic	 Brushed Stainless 3240,-
 adjustable foot 24 1 pcs. m ³ 0,043				

SPARK




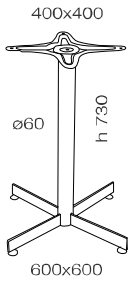
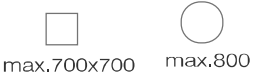



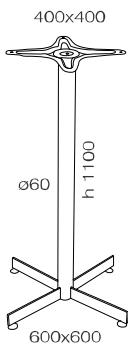




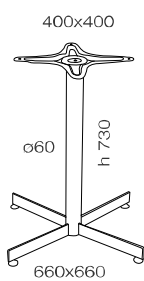



PRODUCT NAME / IMAGE	DIMENSIONS	APPLICABLE TABLE TOPS (MAXIMUM RECOMMENDED SIZES)	BASE FINISH	Veil. pris.
SPARK ø450 TABLE BASE 		 max.800x800 max.900  Table top options starting from page 32	 Powder Coated(mat) strengthened against rusting and scratches with cataphoresis application.  black anthracite white  Chrome plated	2830,- 2830,-
SPARK ø450 BAR TABLE BASE 		 max.700x700 max.700  Table top options starting from page 32	 Powder Coated(mat) strengthened against rusting and scratches with cataphoresis application.  black anthracite white  Chrome plated	3120,- 3120,-
SPARK ø450 SIDE TABLE BASE 		 max.800x800 max.900  Table top options starting from page 32	 Powder Coated(mat) strengthened against rusting and scratches with cataphoresis application.  black anthracite white  Chrome plated	2830,- 2830,-


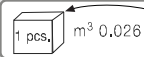

*Dimensions are in mm.


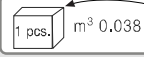

www.papatya.com.tr

GAMA



PRODUCT NAME / IMAGE	DIMENSIONS	APPLICABLE TABLE TOPS (MAXIMUM RECOMMENDED SIZES)	BASE FINISH	Veil. pris.
GAMA 600x600 TABLE BASE 		 max.700x700 max.800 		1900,-
GAMA-M 600x600 BAR TABLE BASE 		 max.700x700 max.700 		2160,-
GAMA 660x660 TABLE BASE 		 max.800x800 max.900 		2020,-


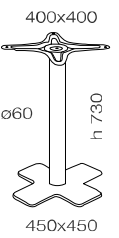








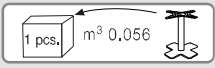

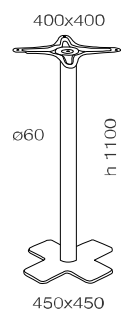








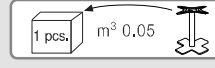

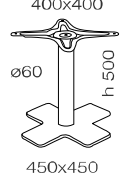








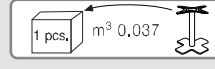
adjustable foot  (kg) 7,5  

adjustable foot  (kg) 8,5  


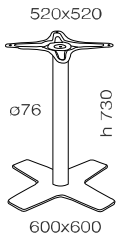



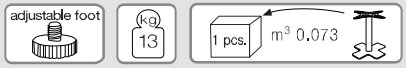






adjustable foot  (kg) 8  

*Dimensions are in mm.



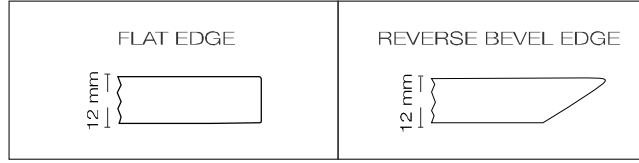
PRODUCT NAME / IMAGE	DIMENSIONS	APPLICABLE TABLE TOPS (MAXIMUM RECOMMENDED SIZES)	BASE FINISH	Veil. pris.
<p>OXO I 450x450 TABLE BASE</p> 		 <p>max.700x700 max.800</p> <p> Table top options starting from page 32</p>	<p> Powder Coated(mat) strengthened against rusting and scratches with cataphoresis application.</p> <p>  black  anthracite  white </p> <p>  adjustable foot  10,5 (kg)  1 pcs, m³ 0,056 </p>	2080,-
<p>OXO I 450x450 BAR TABLE BASE</p> 		 <p>max.600x600 max.600</p> <p> Table top options starting from page 32</p>	<p> Powder Coated(mat) strengthened against rusting and scratches with cataphoresis application.</p> <p>  black  anthracite  white </p> <p>  adjustable foot  11,5 (kg)  1 pcs, m³ 0,05 </p>	2350,-
<p>OXO I 450x450 SIDE TABLE BASE</p> 		 <p>max.700x700 max.800</p> <p> Table top options starting from page 32</p>	<p> Powder Coated(mat) strengthened against rusting and scratches with cataphoresis application.</p> <p>  black  anthracite  white </p> <p>  adjustable foot  9,5 (kg)  1 pcs, m³ 0,037 </p>	2080,-

*Dimensions are in mm.

PRODUCT NAME / IMAGE	DIMENSIONS	APPLICABLE TABLE TOPS (MAXIMUM RECOMENDED SIZES)	BASE FINISH	Veil. pris.
<p>OXO II 600X600 TABLE BASE</p> 	 <p>520x520 ø76 h 730 600x600</p>	 <p>max.900x900 max.900</p> <p> Table top options starting from page 32</p>	<p> Powder Coated(mat) strengthened against rusting and scratches with cataphoresis application.</p> <p>black anthracite white</p> <div data-bbox="933 504 1372 593">  </div>	<p>2600,-</p>
<p>OXO II 600X600 BARTABLE BASE</p> 	 <p>400x400 ø76 h 1100 600x600</p>	 <p>max.700x700 max.700</p> <p> Table top options starting from page 32</p>	<p> Powder Coated(mat) strengthened against rusting and scratches with cataphoresis application.</p> <p>black anthracite white</p> <div data-bbox="925 985 1364 1075">  </div>	<p>2890,-</p>

*Dimensions are in mm.

SOLID COMPACT TABLE TOPS

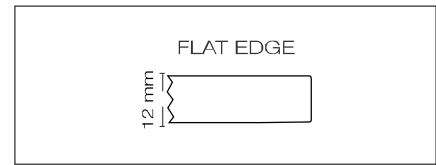



SHAPE	SIZE	83	77	73	3120	3167	5054	5056	5101	1049	Veil. pris.
	ø500		✓			✓			✓	✓	1090,-
	ø600		✓			✓			✓	✓	1300,-
	ø700		✓			—			—	—	1540,-
	ø800		✓			—			—	—	2570,-
	ø900		✓			—			—	—	3120,-
	ø1000		✓			✓			✓	✓	4730,-
	ø1200		✓			✓			✓	✓	4960,-
	500x500		✓			✓			✓	✓	1090,-
	600x600		✓			✓			✓	✓	1300,-
	700x700		✓			—			—	—	1540,-
	800x800		✓			—			—	—	2570,-
	900x900		✓			—			—	—	3120,-
 eliptic	600x600		✓			✓			✓	✓	1450,-
	700x700		✓			—			—	—	1720,-
	800x800		✓			—			—	—	2830,-
	900x900		✓			—			—	—	3420,-
	500x1000		✓			—			—	—	2120,-
	700x1100		✓			✓			✓	—	2570,-
	800x1200		✓			✓			✓	—	2480,-
	800x1400		✓			—			—	—	3740,-

•Except white, other colours are recommended only in shaded areas.

 table top colours on page 36

ECO RANGE SOLID COMPACT TABLE TOPS

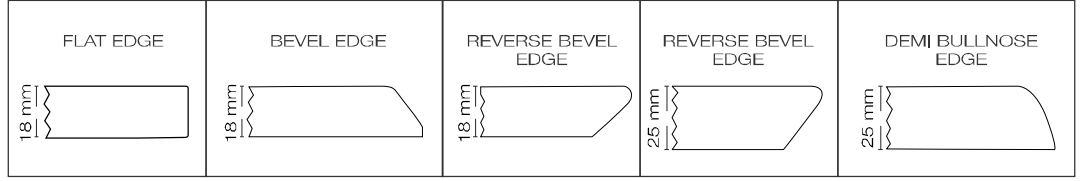


SHAPE	SIZE	83	77	73	3120	3167	5054	5056	5101	1049	Veil. pris.
	ø690		✓			✓			✓	—	1350,-
	ø790		✓			—			—	—	2200,-
	690x690		✓			✓			✓	—	1350,-
	790x790		✓			—			—	—	2200,-
	690x1190		✓			✓			✓	—	3020,-
	690x1390		✓			✓			✓	—	3120,-
	790x1190		✓			—			—	—	3120,-
	790x1390		✓			✓			✓	—	3560,-

•Except white, other colours are recommended only in shaded areas.

table top colours on page 36

POLIMER LAMINATED MDF CORE TABLE TOPS






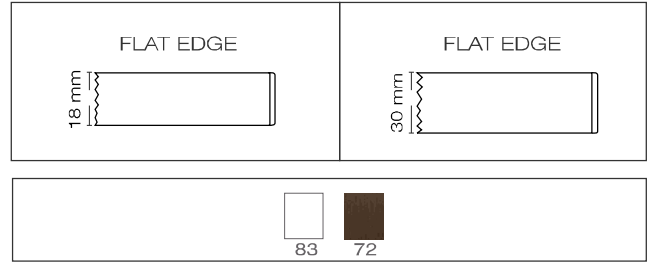
SHAPE	SIZE	Veil. pris.	Veil. pris.	Veil. pris.	Veil. pris.	Veil. pris.
	500x500	770,-	—	—	—	770,-
	600x600	—	810,-	—	—	810,-
	700x700	—	990,-	—	—	990,-
	800x800	1310,-	1310,-	—	—	1310,-
	900x900	1350,-	1350,-	—	—	1350,-
	ø600	—	810,-	810,-	810,-	—
	ø700	—	990,-	990,-	990,-	—
	ø800	—	1310,-	1310,-	1310,-	—
	ø900	—	1350,-	1350,-	1350,-	—
	ø1000	—	1900,-	1900,-	1900,-	—
	ø1100	—	1940,-	1940,-	1940,-	—
	500x1000	1490,-	—	—	—	1490,-
	700x1100	—	1620,-	—	—	1620,-
	800x1200	1940,-	1940,-	—	—	1940,-
	800x1400	2120,-	2120,-	—	—	2120,-
	900x1800	—	—	—	—	2610,-

 table top colours on page 36

*Dimensions are in mm. All sizes and dimensions could change within the tolerance of ± 5 mm.

www.papatya.com.tr

LAMINATE CHIPBOARD TOPS WITH ABS EDGE















SHAPE	SIZE	Veil. pris.	Veil. pris.
	600x600	640,-	1050,-
	700x700	760,-	1400,-
	800x800	1050,-	1760,-
	900x900	1210,-	2160,-
	ø600	870,-	1130,-
	ø700	1130,-	1500,-
	ø800	1350,-	1940,-
	ø900	1680,-	2390,-
	ø1000	1980,-	3200,-
	ø1200	2750,-	4190,-
	700x1100	1490,-	2350,-
	800x1200	1540,-	2390,-
	800x1400	1760,-	3070,-

 table top colours on page 36

SOLID COMPACT TABLE TOP COLOURS & ECO RANGE SOLID COMPACT TABLE TOPS

						
	83 White	77 Black	73 Wenge			
NEW						
	1049 Woodgrain Nero	3120 Rustica	3167 Chalky Oak	5101 Cement	5054 Botonico Ivory	5056 Botonico Brown

•Except white, other colours are recommended only in shaded areas.





POLIMER LAMINATED MDF CORE TABLE TOP COLOURS

							
74 Gold	76 Yellow	77 Black	79 Pear	81 Cream	83 White	84 Grey	86 D.Walnut
							
87 Maple	89 Wenge	90 Claret Red	91 Orange	93 Walnut	96 Cherry	99 D.Cherry	

LAMINATE CHIPBOARD TOP COLOURS (WITH ABS EDGE)

	
83 White	72 Wenge

GLASS TABLE TOP

			
37 Clear	38 Smoke	42 Solid Black	43 Solid White

NOTIFICATION

- *PAPATYA reserves the right to modify or upgrade products, materials and colours without prior notice.*
- *Technical details and images in this price list are indicative. The printed colours may differ slightly from the actual ones due to technical reasons on printing.*
- *All dimensions indicated in technical features are in mm.*